

DOBLÒ CARGO



TECHNICAL SPECIFICATIONS AND MAIN EQUIPMENT



TECHNICAL SPECIFICATION

Diesel	90 MULTIJET ₂	100 / 105 MULTIJET ₂	120 MULTIJET ₂
Engine			
No. of cylinders, layout	4 in-line, transverse front	4 in-line, transverse front	4 in-line, transverse front
Displacement (cm³)	1598	1598	1598
Emissions level	Euro 6d-FINAL with SCR and Start&Stop (ECOJET)	Euro 6d-FINAL with SCR and Start&Stop (ECOJET)	Euro 6d-FINAL with SCR and Start&Stop (ECOJET)
Compression ratio	16.5:1	16.5:1	16.5:1
EC Max. power: kW (HP) at rpm	66 (90) 3750	74 / 77 (100 / 105) 3750	88 (120) 3750
EC Max. torque: Nm at rpm	300 (30.6) 1500	320 (32.6) 1500	320 (32.6) 1500
Timing system (control)	2 OHC (toothed belt) with hydraulic tappets 4 valves per cylinder	2 OHC (toothed belt) with hydraulic tappets 4 valves per cylinder	2 OHC (toothed belt) with hydraulic tappets 4 valves per cylinder
Fuel included	diesel fuel for motor vehicles (EN 590)	diesel fuel for motor vehicles (EN 590)	diesel fuel for motor vehicles (EN 590)
Supply	Common Rail MultiJet2 direct injection electronically controlled, turbo and intercooler	Common Rail MultiJet ₂ direct injection electronically controlled, turbo and intercooler	Common Rail MultiJet ₂ direct injection electronically controlled, turbo and intercooler
Ignition	by compression	by compression	by compression
Transmission			
Drive	front	front	front
Clutch	dry, single plate with cup engagement spring and hydraulic operation	dry, single plate with cup engagement spring and hydraulic operation	dry, single plate with cup engagement spring and hydraulic operation
Gearbox: number of gears	6 + R	6 + R	6 + R
Steering			
Type	rack and pinion with hydraulic power steering	rack and pinion with hydraulic power steering	rack and pinion with hydraulic power steering
Turning circle (kerb-to-kerb)	11.2 / 12.5 (Maxi and XL)	11.2 / 12.5 (Maxi and XL)	11.2 / 12.5 (Long Wheelbase)
Braking system - D (self-ventilated disc) - T (drum)			
Type	hydraulic system with 2 crossover independent circuits	hydraulic system with 2 crossover independent circuits	hydraulic system with 2 crossover independent circuits
Front: ø mm	D284 / D305 (Maxi and extra capacity)	D284 / D305 (Maxi and extra capacity)	D305
Rear: ø mm	T 228 - T 254 (Maxi and extra capacity and Combi)	T 228 - T 254 (Maxi and extra capacity and Combi)	T 254
Servo brake: ø	10"	10"	10"
Suspension			
Front	independent, MacPherson type with wishbones secured to an auxiliary crossmember, telescopic hydraulic shock absorbers, coil springs and anti-roll bar	independent, MacPherson type with wishbones secured to an auxiliary crossmember, telescopic hydraulic shock absorbers, coil springs and anti-roll bar	independent, MacPherson type with wishbones secured to an auxiliary crossmember, telescopic hydraulic shock absorbers, coil springs and anti-roll bar
Rear	Bi-link independent, coil springs, telescopic shock absorbers with dual calibration and anti-roll bar (according to versions)	Bi-link independent, coil springs, telescopic shock absorbers with dual calibration and anti-roll bar (according to versions)	Bi-link independent, coil springs, telescopic shock absorbers with dual calibration and anti-roll bar (according to versions)
Wheels			
Tyres	185/65 R 15 - 195/60 R 16 - 195/65 R 15	185/65 R 15 - 195/60 R 16 - 195/65 R 15	195/60 R 16
Electrical system (12V)			
Battery capacity (Ah)	72	72	72
Alternator current (A)	150 / 180	150 / 180	150 / 180
Refuelling			
Fuel tank capacity (litres)	60	60	60
Urea tank Capacity (Litres)	14	14	14
Performance and fuel consumption - Cargo and Combi N1	Euro 6d-FINAL with SCR and Start&Stop (ECOJET)	Euro 6d-FINAL with SCR and Start&Stop (ECOJET)	Euro 6d-FINAL with SCR and Start&Stop (ECOJET)
Top speed (km/h)	170	170	176
Combined consumption (l/100 km)	5.6 - 6.4	5.6 - 6.4	5.6 - 6.5
CO ₂ emissions (g/km)	147 - 169	147 - 168	147 - 169

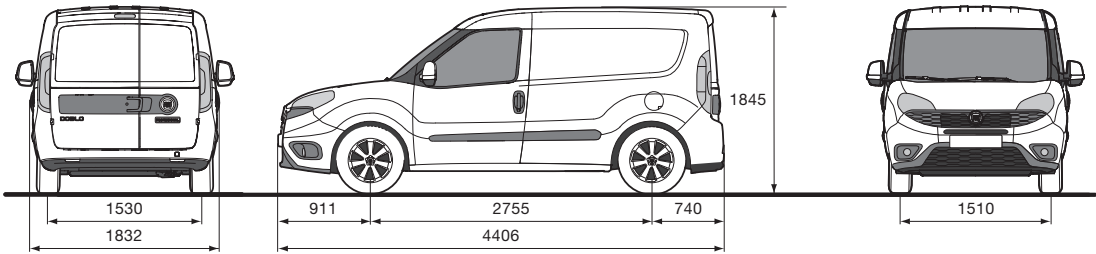
All values are referred to N1 homologation

The CO₂ emission and fuel consumption values are defined based on official tests, in conformity with the provisions of the EU Regulations in force at the time of homologation. In particular, the indicated values are calculated based on the WLTP test procedure. The CO₂ and consumption values are only indicated for the purpose of comparing the vehicle data. The CO₂ and consumption homologation values may not be representative of the effective CO₂ and consumption values, which depend on many factors related, for example, to weather and road conditions and to vehicle condition, use and equipment.

The CO₂ and consumption values specified in this document refer to the versions of the vehicle with the highest and lowest values. These values may change depending on the selected equipment and/or tyre dimensions. The indicated CO₂ and consumption values are not definitive and may evolve if the production cycle is modified. In any case, the official CO₂ and consumption values of the purchased vehicle will be provided with its accompanying documents. If the CO₂ and consumption values affect the calculation of the vehicle duties and taxes, refer to the applicable standards in force.

STANDARD SHORT WHEELBASE

Exterior dimensions (mm)	
Wheelbase	2755
Length	4406
Width	1832
Front track	1510
Rear track	1530
Maximum height (unladen)	1845
Front overhang	911
Rear overhang	740
Rear door (mm)	
Width	1231
Height	1250
Sliding side door (mm)	
Width	700
Height	1175
Loading compartment (mm)	
Length	1820
Width	1714
Width between wheel arches	1230
Height	1305
Load threshold height (mm)	545
Load compartment capacity (m³)	
Volume	3.4 - 3.8*



Weight		Standard van			Extra capacity van		
Engine versions	90 MultiJet ₂	100 - 105 MultiJet ₂	120 MultiJet ₂	90 MultiJet ₂	100 - 105 MultiJet ₂	120 MultiJet ₂	
Vehicle weight ▲ (kerb weight) (kg)	1395	1395	1415	1440	1440	1455	
Payload including driver (kg)	705	705	750	1035	1035	1035	
GVW (kg)	2100	2100	2165	2475	2475	2490	
Max. towable weight (kg)	1300	1300	1300	1300	1300	1300	

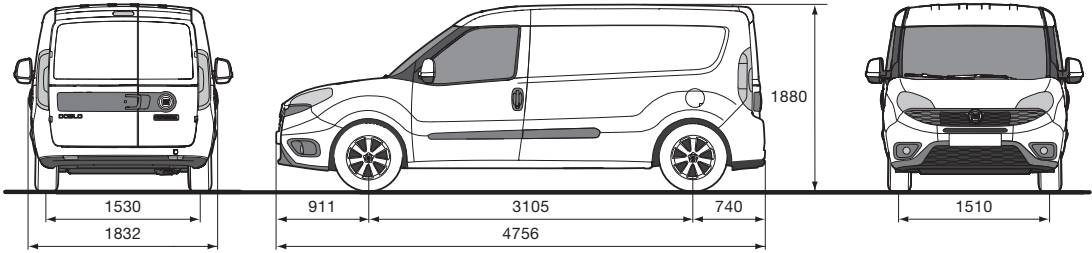
Fuel consumption - Emissions		Standard van			Extra capacity van		
Engine versions	90 MultiJet ₂ Euro 6d-FINAL with SCR and Start&Stop (ECOJET)	100 - 105 MultiJet ₂ Euro 6d-FINAL with SCR and Start&Stop (ECOJET)	120 MultiJet ₂ Euro 6d-FINAL with SCR and Start&Stop (ECOJET)	90 MultiJet ₂ Euro 6d-FINAL with SCR and Start&Stop (ECOJET)	100 - 105 MultiJet ₂ Euro 6d-FINAL with SCR and Start&Stop (ECOJET)	120 MultiJet ₂ Euro 6d-FINAL with SCR and Start&Stop (ECOJET)	
Fuel included	diesel	diesel	diesel	diesel	diesel	diesel	
Combined consumption (l/100 km)	5.6 - 6.2	5.6 - 6.2	5.6 - 6.1	5.9 - 6.4	5.8 - 6.4	5.9 - 6.3	
CO ₂ emissions (g/km)	147 - 163	147 - 163	147 - 160	153 - 169	153 - 168	154 - 164	

* With passenger seat folded down and swing partition

▲ Referred to basic versions without optional

MAXI

Exterior dimensions (mm)	
Wheelbase	3105
Length	4756
Width	1832
Front track	1510
Rear track	1530
Maximum height (unladen)	1880
Front overhang	911
Rear overhang	740
Rear door (mm)	
Width	1231
Height	1250
Sliding side door (mm)	
Width	700
Height	1175
Loading compartment (mm)	
Length	2170
Width	1714
Width between wheel arches	1230
Height	1305
Load threshold height (mm)	545
Load compartment capacity (m³)	
Volume	4.2 - 4.6*



Weight		Standard van			750 kg capacity van	
Engine versions	90 MultiJet ₂	100 - 105 MultiJet ₂	120 MultiJet ₂	90 MultiJet ₂	100 - 105 MultiJet ₂	
Vehicle weight ▲ (kerb weight) (kg)	1480	1480	1480	1465	1465	
Payload including driver (kg)	1005	1005	1005	750	750	
GVW (kg)	2485	2485	2485	2215	2215	
Max. towable weight (kg)	1300	1300	1300	1300	1300	

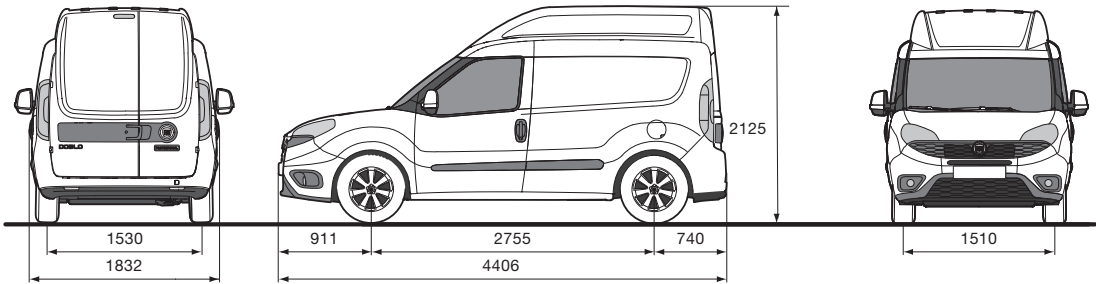
Fuel consumption - Emissions		Standard van		
Engine versions	90 MultiJet ₂ Euro 6d-FINAL with SCR and Start&Stop (ECOJET)	100 - 105 MultiJet ₂ Euro 6d-FINAL with SCR and Start&Stop (ECOJET)	120 MultiJet ₂ Euro 6d-FINAL with SCR and Start&Stop (ECOJET)	
Fuel included	diesel	diesel	diesel	
Combined consumption (l/100 km)	5.8 - 6.4	5.8 - 6.4	5.8 - 6.3	
CO ₂ emissions (g/km)	152 - 167	151 - 168	151 - 165	

* With passenger seat folded down and swing partition

▲ Referred to basic versions without optional

HIGH ROOF SHORT WHEELBASE

Exterior dimensions (mm)	
Wheelbase	2755
Length	4406
Width	1832
Front track	1510
Rear track	1530
Maximum height (unladen)	2125
Front overhang	911
Rear overhang	740
Rear door (mm)	
Width	1231
Height	1455
Sliding side door (mm)	
Width	700
Height	1175
Loading compartment (mm)	
Length	1820
Width	1714
Width between wheel arches	1230
Height	1550
Load threshold height (mm)	545
Load compartment capacity (m³)	
Volume	4.0 - 4.4*



Weight		Standard van	Extra capacity van	
Engine versions	100 - 105 MultiJet ₂		120 MultiJet ₂	120 MultiJet ₂
Vehicle weight * (kerb weight) (kg)	1430		1440	1455
Payload including driver (kg)	670		740	1035
GVW (kg)	2100		2180	2490
Max. towable weight (kg)	1300		1300	1300

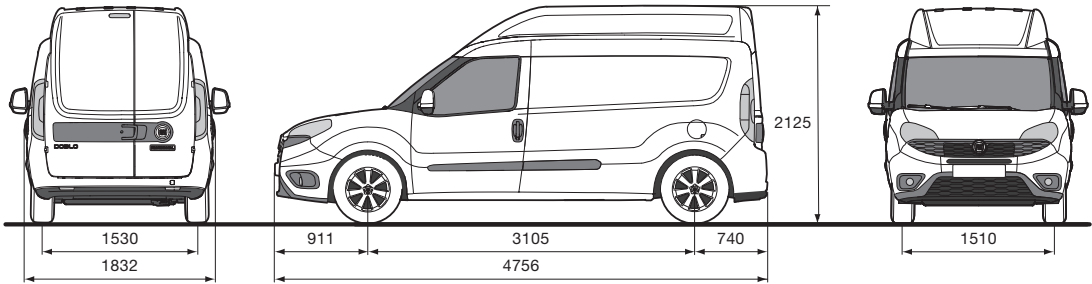
Fuel consumption - Emissions		Standard van	Extra capacity van	
Engine versions	100 - 105 MultiJet ₂		120 MultiJet ₂	120 MultiJet ₂
	Euro 6d-FINAL with SCR and Start&Stop (ECOJET)		Euro 6d-FINAL with SCR and Start&Stop (ECOJET)	Euro 6d-FINAL with SCR and Start&Stop (ECOJET)
Fuel included	diesel		diesel	diesel
Combined consumption (l/100 km)	5.8 - 6.2		5.8 - 6.1	6.0 - 6.3
CO ₂ emissions (g/km)	152 - 163		152 - 160	157 - 164

* With passenger seat folded down and swing partition

▲ Referred to basic versions without optional

XL

Exterior dimensions (mm)	
Wheelbase	3105
Length	4756
Width	1832
Front track	1510
Rear track	1530
Maximum height (unladen)	2125
Front overhang	911
Rear overhang	740
Rear door (mm)	
Width	1231
Height	1455
Sliding side door (mm)	
Width	700
Height	1175
Loading compartment (mm)	
Length	2170
Width	1714
Width between wheel arches	1230
Height	1550
Load threshold height (mm)	545
Load compartment capacity (m³)	
Volume	5.0 - 5.4*



Weight		100 - 105 MultiJet ₂	120 MultiJet ₂
Engine versions	Euro 6d-FINAL with SCR and Start&Stop (ECOJET)		Euro 6d-FINAL with SCR and Start&Stop (ECOJET)
Vehicle weight * (kerb weight) (kg)	1505		1505
Payload including driver (kg)	1005		1005
GVW (kg)	2510		2510
Max. towable weight (kg)	1300		1300

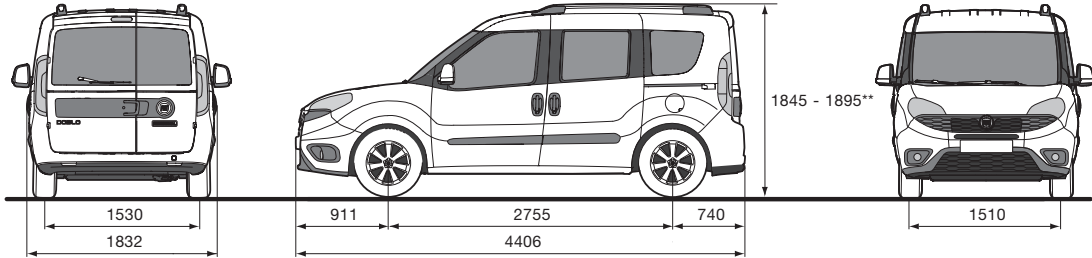
Fuel consumption - Emissions		100 - 105 MultiJet ₂	120 MultiJet ₂
Engine versions	Euro 6d-FINAL with SCR and Start&Stop (ECOJET)		Euro 6d-FINAL with SCR and Start&Stop (ECOJET)
Fuel included	diesel		diesel
Combined consumption (l/100 km)	6.0 - 6.5		6.0 - 6.5
CO ₂ emissions (g/km)	157 - 169		157 - 169

* With passenger seat folded down and swing partition

▲ Referred to basic versions without optional

COMBI SHORT WHEELBASE

Exterior dimensions (mm)	
Wheelbase	2755
Length	4406
Width	1832
Front track	1510
Rear track	1530
Maximum height (unladen)	1845 - 1895**
Front overhang	911
Rear overhang	740
Luggage compartment (mm)	
Length	950
Minimum length	1120
Maximum width	1195
Height up to rear window shelf	600
Maximum height	1250
Luggage compartment capacity (litres)	
Volume	790 / 3200*



Weight			
Engine versions	90 MultiJet ₂	100 - 105 MultiJet ₂	120 MultiJet ₂
Vehicle weight ▲ (kerb weight) (kg)	1520 (1505)■	1520 (1505)■	1520 (1505)■
Payload including driver (kg)	5p + 335 (5p + 450)■	5p + 335 (5p + 450)■	5p + 335 (5p + 450)■
GVW (kg)	2230 (2330)■	2230 (2330)■	2230 (2330)■
Max. towable weight (kg)	1300	1300	1300

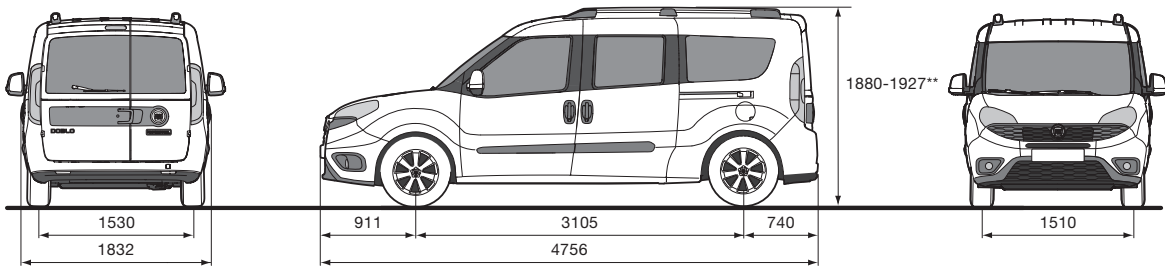
Fuel consumption - Emissions			
Engine versions	90 MultiJet ₂ Euro 6d-FINAL with SCR and Start&Stop (ECOJET)	100 - 105 MultiJet ₂ Euro 6d-FINAL with SCR and Start&Stop (ECOJET)	120 MultiJet ₂ Euro 6d-FINAL with SCR and Start&Stop (ECOJET)
Fuel included	diesel	diesel	diesel
Combined consumption (l/100 km)	5.8 - 6.2	5.8 - 6.1	5.8 - 6.0
CO ₂ emissions (g/km)	153 - 161	152 - 160	152 - 158

All values are referred to N1 homologation

* With back seats folded down without tubular partition ▲ Referred to basic versions without optional ■ Reinforced suspension with option 057 ** With opt 357 longitudinal bars p= 75kg

COMBI MAXI

Exterior dimensions (mm)	
Wheelbase	3105
Length	4756
Width	1832
Front track	1510
Rear track	1530
Maximum height (unladen)	1880 - 1927**
Front overhang	911
Rear overhang	740
Luggage compartment (mm)	
Length	1300
Minimum length	1191
Maximum width	1261
Height up to rear window shelf	600
Maximum height	1250
Luggage compartment capacity (litres)	
Volume	1050/4000*



Weight			
Engine versions	90 MultiJet ₂	100 - 105 MultiJet ₂	120 MultiJet ₂
Vehicle weight ▲ (kerb weight) (kg)	1570	1570	1570
Payload including driver (kg)	5p + 430	5p + 430	5p + 430
GVW (kg)	2375	2375	2375
Max. towable weight (kg)	1300	1300	1300

Fuel consumption - Emissions			
Engine versions	90 MultiJet ₂ Euro 6d-FINAL with SCR and Start&Stop (ECOJET)	100 - 105 MultiJet ₂ Euro 6d-FINAL with SCR and Start&Stop (ECOJET)	120 MultiJet ₂ Euro 6d-FINAL with SCR and Start&Stop (ECOJET)
Fuel included	diesel	diesel	diesel
Combined consumption (l/100 km)	5.9 - 6.2	5.9 - 6.1	5.9 - 6.1
CO ₂ emissions (g/km)	156 - 163	155 - 161	155 - 161

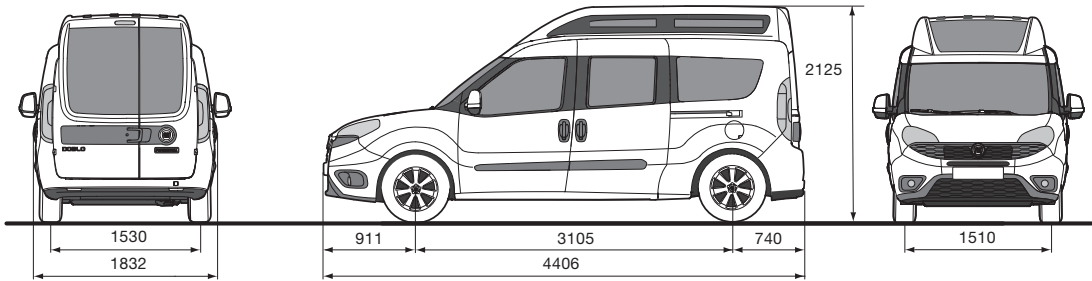
All values are referred to N1 homologation

* With back seats folded down without tubular partition ** With opt 357 longitudinal bars ▲ Referred to basic versions without optional p= 75kg

COMBI XL

Exterior dimensions (mm)		
Wheelbase	3105	
Length	4756	
Width	1832	
Front track	1510	
Rear track	1530	
Maximum height (unladen)	2125	
Front overhang	911	
Rear overhang	740	
Luggage compartment (mm)		
Length	1300	
Minimum length	1191	
Maximum width	1261	
Height up to rear window shelf	600	
Maximum height	1495	
Luggage compartment capacity (litres)		
Volume	1050 / 4800*	
Weight		
Engine versions	120 MultiJet,	
Vehicle weight * (kerb weight) (kg)	1595	
Payload including driver (kg)	5p + 425	
GVW (kg)	2395	
Max. towable weight (kg)	1300	
Fuel consumption - Emissions		
Engine versions	120 MultiJet,	
	Euro 6d-FINAL with SCR and Start&Stop (ECOJET)	
Fuel included	diesel	
Combined consumption (l/100 km)	6.1 - 6.3	
CO ₂ emissions (g/km)	161 - 164	

All values are referred to N1 homologation



* With back seats folded down without tubular partition ▲ Referred to basic versions without optional p= 75kg

STANDARD EQUIPMENT AND OPTIONS

		VAN	VAN LOUNGE	VAN TREKKING	COMBI	COMBI LOUNGE	COMBI TREKKING
Exteriors							
Side protections	927	●	●	●	●	●	●
Two asymmetric panelled rear swing doors		●	●	●	—	—	—
Two-wing glazed rear swing doors with heated rear window and rear windscreen wipers	519	○	○	○	●/○ (Maxi)	●/○ (Maxi)	○
Integrated hub caps	878	○	○	○	●	●	●
16" alloy rims	431	○	○	○	○	○	○
16" Trekking alloy rims diamond cut	432	—	—	○	—	—	●
Trekking contents for Cargo: Trekking front and rear bumper with skidplate, Trekking side mouldings	25U	—	—	●	—	—	—
Trekking contents for Combi: Higher suspensions, Trekking front and rear bumper with skidplate, Trekking side mouldings	4UV	—	—	—	—	—	●
Fog lights	097	○	○	○	○	○	●
Front & rear mud flaps	990	○/—	○/—	○/—	○/—	○/—	○/—
Rear mud flaps	197	○/—	○/—	○/—	○/—	○/—	○/—
Front & rear bumper in body colour	876	○	○	○	○	●	●
Glazing kit (partial fixed side glazing for van)	55D	○	○	○	—	—	—
Tinted rear windows	070	○	○	○	○	○	●
Sliding side door	523	○/● (Maxi)	●	○/● (Maxi)	●	●	●
Additional sliding side door	055	○	○	○	●	●	●
Panelled third window	526	●	●	●	○	○	○
Rear door with two panelled swing doors for Combi versions	516	—	—	—	○	○	○
Glazed swing tailgate, heated rear window and rear window wipers (no XL)	148	○	○	○	○/● (Maxi)	○/● (Maxi)	●
Electric exterior rear view mirrors	041	○	○	○	○	●	●
External mirrors with spotter	64L	○	○	○	—	—	—
Manual exterior rear view mirrors	043	●	●	●	●	—	—
Electrically controlled folding wing mirrors	341	○	○	○	○	○	●
Painted wing mirrors	976	○	○	○	○	○	●
Metallic paintwork	210	○	○	○	○	○	○
Third brake light		●	●	●	●	●	●
Rear hatch on loading compartment roof	585	○/— (Maxi)	○/— (Maxi)	○/● (Maxi)	—	—	—
High roof	360	○/— (Maxi) / ● (XL)	○/— (Maxi) / ● (XL)	—	— (Maxi) / ● (XL)	— / ● (XL)	—

Interior

Protective ladder behind driver seat	194	○	○	○	—	—	—
Pivoting split partition	201	○	○	○	—	—	—
Fixed tubular partition for Combi (N1 homologation)	56K	—	—	—	○	○	—
Fixed metal partition	149	●	●	●	—	—	—
Fixed metal partition with central glazing	199	○	○	○	—	—	—
Complete partition for third seat (panelled + grid)	7ET	○	○	○	—	—	—
Complete panelled partition for third seat	8GA	○	○	○	—	—	—
Complete glazed partition for third seat	8GB	○	○	○	—	—	—
Ladder partition driver side for third seat	7EU	○	○	○	—	—	—

		VAN	VAN LOUNGE	VAN TREKKING	COMBI	COMBI LOUNGE	COMBI TREKKING
Interior							
Soundproof insulation partition	552	○	○	○	—	—	—
Lockable glove compartment	658	○	●	○	○	●	●
Soft touch steering wheel, gear lever cover and knob	320	○	○	○	○	○	○
Driver's seat with armrest and lumbar height adjustment	627	○	—	○	○	—	—
Two-seater multifunctional bench	293	○	○	○	—	—	—
Passenger seat with folding backrest	297	○	●	○	●	●	●
Passenger seat folding to floor level	4GQ	○	○	○	—	—	—
Passenger seat that folds down to form a table	785	—	—	—	○	○	○
Heated driver's seat	453	○	○	○	○	○	○
Heated passenger seat	452	○	○	○	○	○	○
Second row split seat, three-point safety belts and head restraint	195	—	—	—	●	●	●
Soft touch upholstery	728	○	—	—	—	—	—
PVC loading compartment carpet	798	○	○	○	—	—	—
Luggage compartment carpet		—	—	—	●	●	●
Luggage compartment curtain	104	—	—	—	●	●	●
Adjustable rigid rear parcel shelf	209	—	—	—	○/— (Maxi)	○/— (Maxi)	○
Seat covers	71805886/87	△	△	△	△	△	△
Side baffles	71805777	△	△	△	△	△	△
Rubber mats	50902913	△	△	△	—	—	—
Pressed felt mats with Doblò logo	71807939	△	△	△	△	△	△
Carpet mats with Doblò logo	71807938	△	△	△	—	—	—
PC/PL interior platform protection	50928838 50928839	△	△	△	—	—	—
PC/PL inner wall protection	50902466/2739	△	△	△	—	—	—

Functional / Electric

Remote control for door opening and locking	008	○	●	○	○	●	●
Additional remote control key	4YV	○	○	○	—	—	—
Hydraulic power steering	014	●	●	●	●	●	●
Height and reach-adjustable steering wheel	011	●	●	●	●	●	●
Electric front windows and electric door locking system	028 + 228	●	●	●	●	●	●
Electric rear windows	023	—	—	—	○	○	●
Smoker's kit	989	○	○	○	○	○	○
12V socket on dashboard		●	●	●	●	●	●
12V socket in load compartment	4HG	○	●	○	●	●	●
Thirđ 12V socket on tunnel	JKP	○	○	○	○	○	○
Increased capacity alternator	4WP/065	○	○	○	○	○	○

STANDARD EQUIPMENT AND OPTIONS

		VAN	VAN LOUNGE	VAN TREKKING	COMBI	COMBI LOUNGE	COMBI TREKKING
Functional / Electric							
Outfitters socket	081	○	○	○	—	—	—
Headlight alignment corrector	048	●	●	●	●	●	●
Load compartment courtesy light with removable flashlight	58F	○	○	○	—	—	—
Trip computer		●	●	●	●	●	●
Rev counter	044	●	●	●	●	●	●
Gateway module	6CW	○	○	○	○	○	○
Loading compartment rings		●	●	●	●	●	●
Longitudinal roof bars (no XL)	357	○	○	○	○	○	○
Long lad roof bars (inside load compartment)	983	○	○	○	—	—	—
Automatic climate control system	140	○	○	○	○	○	○
Manual climate control system	025	○	○	○	○	○	●
Outside temperature sensor	5BY	●	●	●	●	●	●
PTC heater for diesel engines	52Y	○	○	○	○	○	○
Cruise Control	416	○	○	○	○	○	○
Fix&Go tyre repair kit	499	○	○	○	○	○	○
Regular sized spare wheel	980	●	●	●	●	●	●
Regular sized spare wheel & Fix&Go (980+499)	64E	○	○	○	—	—	—
M+S Tyres by Mopar		△	△	△	△	△	△
Parking sensors	508	○	○	○	○	○	○
Extra capacity	943	○/● (Maxi and XL)	○/● (Maxi and XL)	○/● (Maxi and XL)	—	—	—
Reinforced suspension	057	—	—	—	○/● (Maxi and XL)	○/● (Maxi and XL)	○
Fixed/removable tow hook	50902540/41	△	△	△	△	△	△
Monoblock/hook tow hook	71803634	△	△	△	△	△	△
Modular alarm	50902775/81	△	△	△	△	△	△
Transverse bars on roof in PC/PL al. (70/100 kg)	50902256/58	△	△	△	—	—	—
Steel luggage basket, spoiler, PC/PL integrated roller (100 kg)	50902260/59	△	△	△	—	—	—
Side work ladder	50902597	△	△	△	—	—	—
Anti-tilt load blocks	50902600	△	△	△	—	—	—
Load belts	50902602	△	△	△	—	—	—
1.5 m module side profiles with pipe rack	50902603/04	△	△	△	—	—	—

Safety / Mechanical parts							
Four-sensor ABS + EBD (Electronic Brake Distribution)	009	●	●	●	●	●	●
Driver airbag		●	●	●	●	●	●
Side bags (head + chest)	505	○	○	○	○	○	○
Passenger airbag	502	○	○	○	○	●	●
Impact beams on cab doors		●	●	●	●	●	●
FPS fire prevention system with inertia switch		●	●	●	●	●	●

Safety / Mechanical parts		VAN	VAN LOUNGE	VAN TREKKING	COMBI	COMBI LOUNGE	COMBI TREKKING
Height adjustable front headrest with whiplash protection	42F	○	○	○	○	○	○
Rear seat headrests	182	—	—	—	●	●	●
Safe Lock (door security system)	064	○	○	○	○	○	○
Alarm set-up	388	○	○	○	○	○	○
ECOJet pack with Start&Stop	5KQ +5DE	●	●	●	●	●	●
ESC Electronic stability control system	392	●	●	●	●	●	●
Traction Plus pack: Traction plus+summer 16" tyres+under engine protection	941	○	○	●	○	○	●

Audio / Infotainment							
Radio setup with cables and aerial	072	○	●	—	○	●	
Radio setup with cables, aerial and speakers	4HL	○	○	—	○	○	
Radio with Bluetooth®	6ZE	○	○	—	○	○	
Radio with Bluetooth® & DAB	7BZ	○	○	—	○	○	
Radio 7" touchscreen with Android Auto™, Apple CarPlay, Bluetooth® and DAB (Digital Radio)	1RB	○	○	●	○	○	
Radio 7" touchscreen with Android Auto™, Apple CarPlay, Bluetooth®, DAB (Digital Radio) and NAV	1RC	○	○	○	○	○	
Steering wheel radio controls	245	○	○	●	○	○	

● standard ○ optional — not available △ Mopar Accessories

BODY / INTERIOR TRIM COLOUR COMBINATIONS

	TRIM LEVELS	CARGO - CARGO TREKKING		CARGO LOUNGE		COMBI		COMBI LOUNGE		COMBI TREKKING
	Seats	STAR	PIERCE* (opt. 728)	PINSTRIPE		PINSTRIPE		NEW POP OLONA		DAMIER
	Colours	213 Grey	280 Grey	275 Grey	273 Red	223 Grey	203 Red	301 Grey	389 Red	597 Brown
Pastel colours										
249 White		■	■	■	■	■	■	■	■	■
168 Red		■	■	■	■	■	■	■	■	■
479 Blue		■	■	■		■		■		■
Metallic colours										
722 Pearl		■	■	■		■		■		■
293 Red		■	■	■	■	■	■	■	■	■
515 Blue		■	■	■		■		■		■
695 Grey		■	■	■	■	■	■	■	■	■
612 Light grey		■	■	■	■	■	■	■	■	■
632 Black		■	■	■	■	■	■	■	■	■

* Soft touch material

VEHICLE WARRANTY

With your new Fiat Professional commercial vehicle comes a 24-month warranty starting from the delivery date and without mileage limits. The warranty covers factory defects which will be repaired free of charge and using original or reconditioned parts. Operations under warranty are carried out by Dealerships and include:

- repair or replacement of the faulty part;
- labour for replacement or repair operations;
- supply of consumables needed to carry out the repairs under Warranty.

During the period of Warranty you can benefit of the advantages of roadside assistance.

Warranty on paint work

The vehicle is covered against factory defects regarding paint work for 36 months starting from the delivery date. The warranty includes the complete or partial repainting of the vehicle, in order to remove the fault determined according to the Manufacturer's standard conditions.

Anti-perforation warranty

Structural elements of the body are covered against perforation due to corrosion, as long as this takes place from the inside outwards. The warranty includes the repair and/or replacement of any original structural element of the body perforated by corrosion, and is valid for a period of 8 years starting from the delivery date.

We recommend that you check the specific coverage conditions in your warranty booklet.

CIAO FIAT CUSTOMER SERVICE

You can call Fiat Professional free of charge on 0080034280000* from anywhere in Europe. We are at your disposal to provide roadside assistance 365 days a year, 24 hours a day. If you contact the Fiat Customer Service, you can also request information about our models, services and Dealership Network.

You can also book a test drive of any vehicle you like.

Whatever you need, we're here for you.



* Check the cost with your operator beforehand when calling from abroad or from a mobile network.

SPECIAL SALES PROGRAMMES

Customised mobility solutions? Autonomy is aimed at people with reduced motor abilities and proposes specific trim levels for passenger transport vehicles, roadside assistance and financial services. It also offers comprehensive assistance in obtaining a special driving licence from Mobility Centres. Call the free-phone number 800-838333 to obtain full and complete information based on your needs.



MY FIAT PROFESSIONAL

Take care of your Fiat Professional with a click! Register on my FIAT PROFESSIONAL. You'll get personalised advice, dedicated tools and exclusive promotions. Go to my.fiatprofessional.com.

my Fiat Professional



FINANCIAL AND INSURANCE SERVICES*

Find out how to get your new Doblò with FCA BANK's innovative finance solutions. Whether you're an individual, a self-employed professional or an entrepreneur, FCA BANK offers you the best and most flexible financial instruments to assist your imminent purchase of a new Doblò and drive in complete freedom. With FCA BANK you can combine high-added-value services tailor made to meet your every requirement. For more information, visit www.fcabank.it

However you choose to experience mobility, FCA BANK satisfies your needs with financial and leasing packages combined with exclusive services.

Instalment Classic instalment finance that allows you to spread the payment of all or part of your new vehicle for a period ranging from 12 to 72 months or part of your used vehicle for a period ranging from 12 to 60 months.

Leasing If you are a freelancer, self-employed or an entrepreneur, this solution allows you to use the vehicle without immobilizing capital. You can choose the duration of the contract (up to 60 months) as well as the down payment sum, and enjoy a flexible final cash surrender value.

Together with the loan, FCA BANK offers a complete range of services that protect you from any unforeseen event: Indelible marking on key vehicle components as a maximum deterrent against theft, the special Fire&Theft, Collision (protection against collisions with other vehicles), Kasko and Prestito Protetto protected loan (e.g. instalment repayment if you lose your job) policies and three types of StradaFacendo Warranty with different cover for keeping your car in shape.

* Within the limits laid down by policy conditions and save the exclusions indicated. For more information, call the Contact Centre 199.818.203 (from Monday to Friday from 9 a.m. to 5 p.m.) or visit the www.fcabank.it website.



LEASYS MOBILITY SOLUTION

LEASYS offers customized mobility solutions for drive your new Ducato without its ownership. Long term hire is the perfect solution for companies and tradespeople that want to exploit and enjoy all the advantages of their new vehicle, without its ownership and the related obligations. Long-term hire offers a number of tangible advantages:

- No initial investment to purchase the vehicle
- No unexpected costs, the fixed rate is defined according to the duration of the contract, the estimated mileage and any additional services. Standard and non-standard maintenance costs are included
- No risk of depreciation, at the end of the contract, the vehicle is simple returned, thus eliminating the worry of selling a used vehicle
- No waste of time, mobility is always guaranteed.

For information contact your Dealership or visit the www.leasys.com website or call the free-phone number 800334422



MOPAR® VEHICLE PROTECTION

MOPAR® VEHICLE PROTECTION offers a number of service agreements specially designed to ensure all its customers the pleasure of driving their cars worry-free and without any unforeseen events. Our product portfolio consists of a wide and flexible range of extended warranties and service plans authorised by Alfa Romeo. Every agreement adapts to the customer's driving requirements, with different solutions that vary in duration and mileage. Only with Mopar® Vehicle Protection can you be sure that all servicing will be performed by highly qualified and specialised professionals at authorised Fiat Professional repair workshops throughout Europe, where only genuine spare parts will be used. Choose the Service Agreement that best fits your driving requirements.

MAXIMUM CARE: ZERO WORRIES WHEREVER YOU ARE

Make sure you travel safely with the extended warranty covering the mechanical and electrical components of your vehicle, in addition to the manufacturer's contractual 2-year warranty valid in Italy and abroad. The widest offer that fits the customer's needs, with solutons varying in terms of duration and mileage, with up to 200,000 km and 3 years in addition to the contractual 2-year warranty.

EASY CARE: MAINTENANCE AT BLOCKED PRICES

The scheduled maintenance plan designed to ensure you have a fixed price on the servicing necessary to take care of your vehicle so it is always kept in perfect running order. Up to 5 years of coverage, with varying solutions in terms of duration and mileage. Lengthen the lifetime of your vehicle by making sure you carry out all the scheduled servicing necessary to ensure the best performance, as always.

* The Mopar® Vehicle Protection assistance contracts can be signed directly when you purchase a new vehicle and be included (if you like) in the FCA Bank financial offer. EASY CARE can be signed at any time before the first scheduled servicing, while MAXIMUM CARE can be signed within 24 months from the date of vehicle registration.



Trim levels of models and options may vary due to specific market or legal requirements. The data, descriptions and illustrations contained in this brochure are for illustrative purposes and are valid at the date of publication (09/2021). Some equipment described and/or illustrated in this brochure is optional. Refer to the price list for full information. FCA may change the models described in this brochure at any time for technical or commercial reasons.
Fiat Marketing 02.3.4126.08 - S - 09/2021

www.fiatprofessional.com



A PRO LIKE YOU